

Annual Report 2020

Stiftelsen Diabetes Wellness Norge

Annual Activity accounts
Balance sheet
Notes to the accounts

ANNUAL ACTIVITY ACCOUNTS

The name of the organization	Organization number		
Stiftelsen Diabetes Wellness Norge	920 390 935		
		tkr	tkr
INCOME AND COSTS	Note	2020	2019
INCOME			
Income from memberships			
GRANTS/ DONATIONS			
Public grants			
Other grants			
Total grants		-	-
Donations - unrestricted	4,6	4 194 181	3 060 016
<u>Income from operational activities</u>			
- which fulfill the organizations purposes			
- which generate income			
Total income from operational activities		-	-
Income - Finance and investments		356	397
Other income	8	78 348	9 271
Total income		4 272 885	3 069 684
COSTS			
<u>Fundraising - Procurement of funds</u>			
Costs - Procurement of funds		439 333	231 488
Other costs - Procurement of funds			
Total costs Procurement of funds		439 333	231 488
<u>Costs related to organizations purpose</u>			
Gifts - restricted			
Costs activities - restricted	6	5 106 263	3 021 429
Total costs - organizations purpose		5 106 263	3 021 429
Administration costs	6	558 343	421 864
Financial expences	8	90 343	83 179
Total costs		6 194 283	3 757 961
RESULTS FROM ACTIVITES	1	(1 921 398)	(688 277)
ADDITION/REDUCTION CAPITAL			
Changes in equity			
Change of capital, statutory restrictions			
Change of capital, external restrictions			
Change of capital, self-imposed restrictions	1,7	1 044 300	933 500
Other change of capital			
TOTAL CHANGE OF CAPITAL		1 044 300	933 500
Percentage of collected funds	6	89,5	92,4
Percentage of purpose	6	82,4	80,4
Percentage of administration	6	9,0	11,2

BALANCE

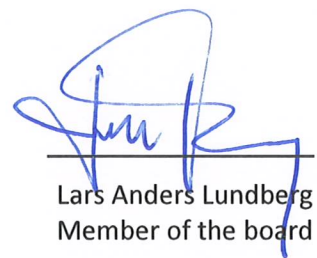
The name of the organization	Organization number
Stiftelsen Diabetes Wellness Norge	920 390 935

	Note	2020	2019
ASSETS			
Fixed assets			
Intangible assets			
Assets worth of perservation			
Other fixed assets			
Financial assets			
Total fixed assets		-	-
Current assets			
Inventories			
Receivables	5	6 505	5 808
Investments			
Cash and cash equivalents		383 487	814 158
Total current assets		389 992	819 966
Total assets		389 992	819 966
EQUITY AND LIABILITIES			
Equity			
Equity		500 000	500 000
Equity - statutory restrictions			
Equity - external restrictions			
Equity with self-imposed restrictions		3 977 800	2 933 500
Other equity		(4 561 010)	(2 639 611)
Total equity	1	(83 210)	793 889
Liabilities			
Other accrued expenses and deferred income	5	128 839	26 265
Long term liabilities			
Short term liabilities	5	344 362	(188)
Total liabilities		473 201	26 077
Total equity and liabilities		389 991	819 966


Oslo, 27.08.2021
The board of Stiftelsen Diabetes Wellness Norge

Walter Michael Gretchel
Chairman of the board

John Alahouzos Jr
Member of the board



Lars Anders Lundberg
Member of the board



Johan Anders Oskar Lundgren
Member of the board/General Manager


Sarah Helen Tutton
Member of the board

Oslo, 27.08.2021

The board of Stiftelsen Diabetes Wellness Norge




Walter Michael Gretchel
Chairman of the board



John Alahouzos Jr
Member of the board

Lars Anders Lundberg
Member of the board



Johan Anders Oskar Lundgren
Member of the board/General Manager

Sarah Helen Tutton
Member of the board


Oslo, 27.08.2021

The board of Stiftelsen Diabetes Wellness Norge


Walter Michael Gretchel
Charirman of the board

John Alahouzos Jr
Member of the board

Lars Anders Lundberg
Member of the board



Johan Anders Oskar Lundgren
Member of the board/General Manager



Sarah Helen Tutton
Member of the board

Accounting principles

The annual accounts have been prepared in conformity with the Accounting Act and NRS (F) - Good accounting practice for non-profit organizations.

TAX

The purpose of the fundation is not to earn profit and is exempt from tax on income and capital as a results of its ideal purpose (skatteloven §2-32).

Policies of revenue- and cost recognition

Income from fundraising activities from private donors is considered earned when received and recognized as revenue at this time. Expenditures are recognized as costs on the day of the transaction; when the goods or services have been delivered and the activity is performed.

Note 1 Equity capital

	Share capital	Other paid-in equity capital	Other equity capital	Total equity capital
Pr. 31.12.2019	500 000,00	2 933 500,00	(2 639 611,00)	793 889,00
Results of the year			(1 921 398,00)	(1 921 398,00)
Change of equity		1 044 300,00		1 044 300,00
Pr 31.12.2020	500 000,00	3 977 800,00	(4 561 009,00)	(83 209,00)

The accounts for 2020 show a negative equity of NOK 83 209 per 31.12.2020. Equivalent numbers for 2019 was positive NOK 739 889.

However the companys liquidity are still good and there is nothing to indicate that operations will not continue.

Note 2 Salary costs and benefits

Stiftelsen Diabetes Wellness Norge has not had any salary costs or benefits in 2020 and there are no such obligations

Auditor

Audit fees expensed for 2020 amount to NOK 25 000

Note 3 **Specification of operating costs by type**

	2020	2019
Other operating costs	6 162 472,00	3 715 570,00
Total operating costs	6 162 472,00	3 715 570,00

Other operating costs is related to the foundation's information activities, which are to inform the recipients about diabetes

Note 4 **Collected funds**

	2020	2019
Gifts from donors	4 194 181,00	3 060 016,00
Total	4 194 181,00	3 060 016,00

The funds collected come from donations from volunteers.

Note 5 **Receivables and liabilities**

Liabilities

	2020	2019
Accounts payable - trade	(344 362,00)	188,00
Other accrued expenses and deferred inco	(128 839,00)	(26 265,00)
Total	(473 201,00)	(26 077,00)

Receivables

	2020	2019
Prepaid expences and accrued income	6 505,00	5 808,00
Total	6 505,00	5 808,00

Note 6 **Key figures**

Percentage of collected funds

	2020	2019	2018
Collected funds	4 194 181,00	3 060 016,00	1 118 533,00
Cost of raising funds	439 333,00	231 488,00	56 207,00
Total percentage of collected funds	0,8953	0,9244	0,95
100	89,5	92,4	94,97

Percentage of administration

	2020	2019	2018
Cost of Administration	558 343,00	421 864,00	293 669,00
Funds spent	6 194 283,00	3 757 961,00	3 071 543,00
Total percentage of administration	0,09	0,11	0,10
100	9,0	11,23	9,56

Percentage of purpose

	2020	2019	2018
Cost for the purpose	5 106 263,00	3 021 429,00	2 576 556,00
Funds spent	6 194 283,00	3 757 961,00	3 071 543,00
Total percentage of purpose	0,82	0,80	0,84
100	82,4	80,4	83,88

Note 7 **Changes in capital**

Change of capital, self-imposed restrictions

	2020	2019
Funding from SDW SE	1 044 300,00	933 500,00
Total funding from SDW SE	1 044 300,00	933 500,00

The money were funded by SDW Sweeden and were used for current expences and purpose-related activites.

Note 8 **Exchange gains/losses on liabilities**

Exchange gains/losses includes a currency gain of NOK 78 347 and a currency loss of NOK 31 811.
The exchange rate diffrences is related to trade between Norway and the US.